


# Radio Modules for MULTICAL® 402

## DATA SHEET

- Wireless reading of MULTICAL® 402
- Unlicensed radio frequency
- Plug & Play
- Built-in antenna
- Connection for external antenna
- Prepared for radio network
- Leakage and bursting alarms supported
- Pulse inputs and outputs



## Application

Kamstrup's radio system makes wireless reading of MULTICAL® 402 quick and simple.

Our radio modules are suitable for both hand-held systems and network solutions.

Radio modules in a Kamstrup radio system are based on two-way communication, and the reading system determines the data to be read from the meter.

The modules are mounted in the meter's module area without using tools


and are ready for use in less than 10 seconds without further configuration.

They are available with internal antenna, connection for external antenna as well as pulse inputs or outputs.



# Radio Modules for MULTICAL® 402


## DATA SHEET



### Handheld systems

The radio modules 402-0-40/41 are the first choice when reading via the hand-held reading systems of Kamstrup such as USB Meter Reader and the hand-held terminal system MULTITERM Pro.

Both radio modules operate in the licence-free frequency band in the 434 MHz area and are supplied with internal antennas.



### Network solutions


Radio modules 402-0-42/43/44/45 have been optimised for use in the intelligent radio network without further configuration as well as in Kamstrup's hand-held reading systems.

The modules are supplied with internal antenna, connection for external antenna as well as two pulse inputs or outputs and operate in the unlicensed radio frequency in the 434 MHz range.



# Radio Modules for MULTICAL® 402

## DATA SHEET



### Electrical data

---

Supply	Supplied via the meter
Range	
– Installed	Up to 200 meters
– External antenna	Up to 500 meters
Frequency band	Unlicensed radio frequency in the 434 MHz range (ISM)
Output power	Max. 10 mW

### Mechanical data

---

Dimensions	45 x 64 mm
Ambient temperature	-40 – +60°C
Mounting	In the meter's module area


### Marking/approvals

---

MID	DK-0200-MI004-013
R&TTE	EN300 220 – class 2 EN301 489
CE	

# Radio Modules for MULTICAL® 402

## DATA SHEET



### Ordering numbers

---

Radio, EU, 434 MHz, internal antenne, NET0	402-0-40
Radio, EU, 434 MHz, internal antenne, NET1	402-0-41
Radio, EU, 434 MHz, internal + external antenna, 2 x pulse inputs, NET0	402-0-42
Radio, EU, 434 MHz, internal + external antenna, 2 x pulse outputs, NET0	402-0-43
Radio, EU, 434 MHz, internal + external antenna, 2 x pulse inputs, NET1	402-0-44
Radio, EU, 434 MHz, internal + external antenna, 2 x pulse outputs, NET1	402-0-45